

# VHH Affinity Ligand ELISA kit

Cat.No. L01033

## Introduction

VHH always serves as the typical structure of affinity ligands used for the purification of AAV due to its high specificity, affinity, stability, and binding capacity in gene therapy. GenScript offers high-performance recombinant anti-VHH monoclonal antibodies that specifically bind to VHH. Leveraging this capability, GenScript has developed the high-sensitivity VHH Affinity Ligand ELISA Kit.

## Key Features



### Multiple VHH-based affinity ligands Coverage

Including but not limited to AAVX, AAV8, AVB, and KappaXP Affinity Ligand



### In-House Raw Material Production

Recombinant anti-VHH monoclonal antibody ensure high purity, specificity, consistency, and antibodies



### High Assay Precision

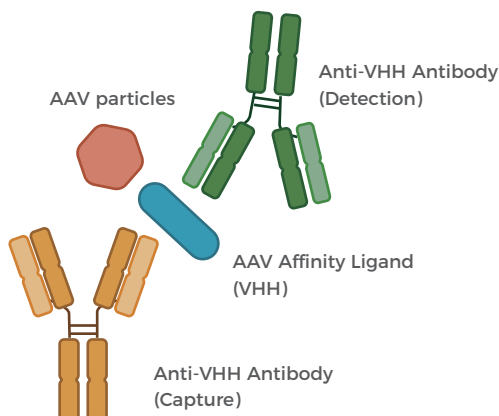
Intra-assay CV  $\leq$  10% and Inter-assay CV  $\leq$  10%



### Various Standards Options

- I. AAVX Affinity Ligand standard prepared in the kit
- II. Other VHH ligand standards can be ordered separately as extras

## Assay Principal

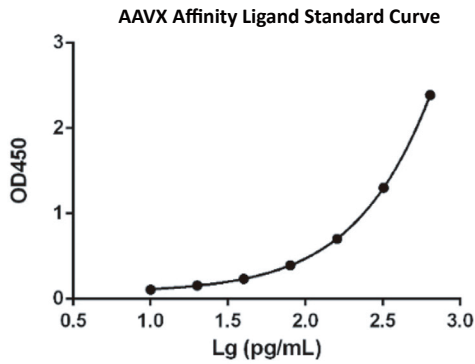


✓ Take the detection of residual AAVX Affinity Ligand in AAV samples as an example.

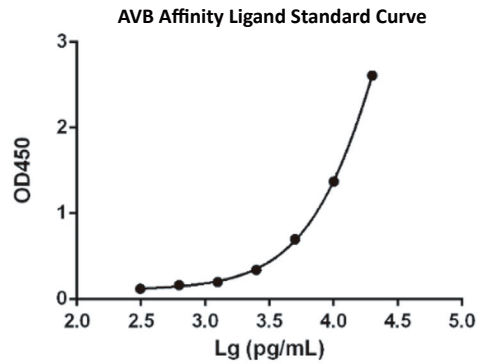
## Standards Available

Cat. No.	Product Name	Size
Z03793	AAVX Affinity Ligand Standard	30 $\mu$ L
Z03794	AVB Affinity Ligand Standard	30 $\mu$ L
Z03795	AAV8 Affinity Ligand Standard	30 $\mu$ L
Z03796	KappaXP Affinity Ligand Standard	30 $\mu$ L

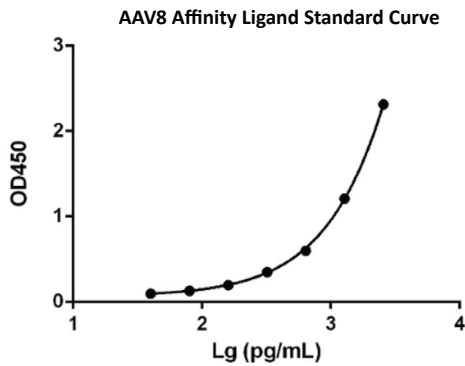
# Standard Curve



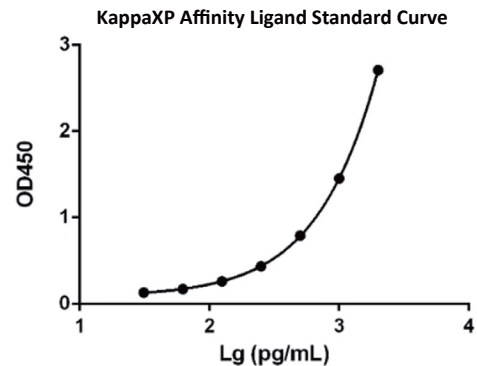
✓ The standard curve was established by using AAVX Affinity Ligand standard provided by L01033 with a working range of 10 to 640 pg/mL.



✓ The standard curve was established by using AVB Affinity Ligand standard with a working range of 312.5 to 20,000 pg/mL.



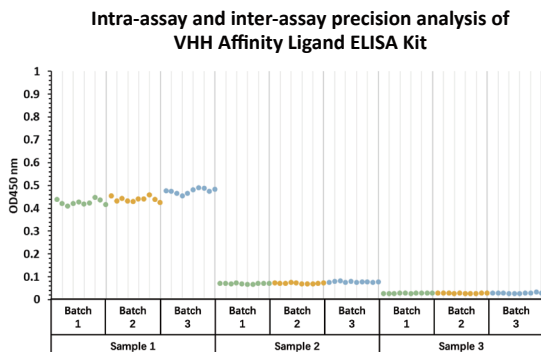
✓ The standard curve was established by using AAV8 Affinity Ligand standard with a working range of 40 to 2,560 pg/mL.



✓ The standard curve was established by using KappaXP Affinity Ligand standard with a working range of 31.25 to 2,000 pg/mL.

# Validation Data

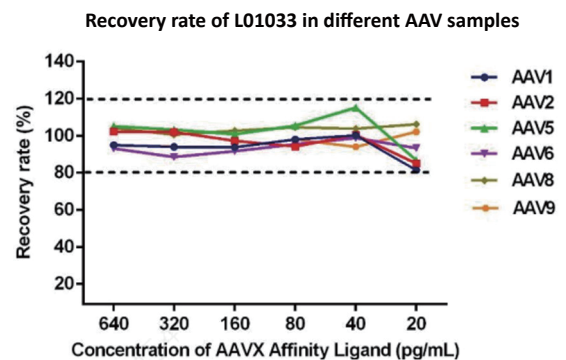
## High Assay Precision



\*Three batches of L01033 were used to test three different concentrations of samples, each tested 10 times, to calculate the coefficient of variation (CV).

✓ Intra-assay CV ≤ 10% and Inter-assay CV ≤ 10%.

## High Assay Accuracy



\*Using L01033 to detect AAVX affinity ligand standards (VHH) spiked with AAV samples of different serotypes

✓ The recovery rates in different AAV samples are all between 80% and 120%.