

Featured Catalogue Products

One-stop solution for all your research needs



Make
Research
Easy

- ✓ Antibodies
- ✓ Cytokines
- ✓ Protein analysis
- ✓ Protein purification
- ✓ CRISPR products
- ✓ Endotoxin kits
- ✓ Stable Cell Lines
- ✓ COVID-19 related products

GenScript Products

Over the years, GenScript's scientists have developed many innovative technologies that allow us to maintain our position at the cutting edge of biological and medical research, while offering cost-effective solutions for customers to accelerate their research and development. GenScript offers a broad range of products including AmMag™ SA automated purification system, eZwest™ Lite for automated immunodetection, eBlot™ L1 fast protein transfer system, eStain™ L1 protein staining system, SurePage™ precast gels, antibodies, proteins, protein A/G/L resins, stable cell lines and CRISPR products.

Please visit our website at www.genscript.com to find new product information, cutting-edge tools and resources, as well our complete portfolio of products and services. As our products and services are constantly updated to align with new innovations and advances in biological research, we encourage you to check our website for the most current information on all GenScript products and services.

Table of Contents



Protein Analysis

Protein analysis workflow	1
eZwest™	2
SurePage™	2
eStain™	3
eBlot™	3



Protein/Antibody Purification

Am Mag SA	4
Magnetic beads	4
Magnetic racks	4
Purification Resin	5



Endotoxin Detection and Removal System

Endotoxin Detection Kit	6
Endotoxin Removal Kit	6



Stable Cell Lines

ACE2 Stable Cell Lines	7
SARS-CoV-2 Spike Protein Cell Lines	7
Immune Checkpoints	8
Fc Receptors	9
GPCRs	9



Molecular Biology

GenCRISPR Kits	10
GenBuilder™	11
PCR Reagents	12



Antibodies

Anti-idiotypic Antibodies	13
MonoRab™ Anti-Camelid VHH Antibodies	13
Epitope Tag Antibodies	13



Recombinant Proteins


Virus Antigens	14
Growth Factors	14
Cytokines	14



COVID-19 Related Products

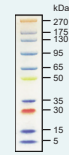
cPass™ Kit	15
Other COVID-19 Research Products	16

Separate



SurePage Pre-cast Gels

Fast run times of 20+ Min
High performance
Free running buffer



Protein Standards

Comprehensive selection & Broad
Molecular Weight Range

Transfer



eBlot™ L1 Protein Transfer System

Achieve complete
transfer in 9-17 Min



eStain™ L1 Protein Staining

Ponceau staining in 10
Min

Wash & Incubate



eZwest™ Lite Automated Western Device

Automated Western Blotting device completing the entire
process of blocking, antibody incubation and washing
steps.

Image & Quantify



THE™ Elite Antibodies

Precise and effective antibodies that meet the most
demanding research requirements.

Protein Analysis

eZwest™ Lite Automated Western Device

eZwest™ Lite is a fully automated blotting device completing the entire process of blocking, primary and secondary antibody incubations and washing steps. When desired, the primary antibody can be recovered for re-use.



Consistent Results



Antibody Saving



Programmable



Completely Hands-off



SurePAGE™ precast gels

SurePAGE™ Bis-Tris gels are high-performance precast mini polyacrylamide gels that are designed to separate a wide range of protein sizes by electrophoresis. SurePAGE™ gels are cast in a neutral pH buffer that minimizes polyacrylamide hydrolysis and increases gel stability.

Running Buffer Recommendations

MES buffer: proteins <30 kD, 20+ min @200V

MOPS buffer: proteins >30kD, 30+ min @200V



Large well volume



High resolution and reproducibility




Long shelf life



Cost effective



Compatible cassette design





eStain™ L1 Protein Staining System

- Patented protein staining technology developed by GenScript that integrates the traditional three steps of fixing, staining and de-staining into one step
- Stain and de-stain 1 or 2 mini gels in 10 mins
- Sharp stained protein bands and sensitivity (>12.5 ng)
- Staining results are equivalent or better to traditional staining methods



Efficient Clean
Convenient



Staining results are
equivalent to or better than
traditional staining methods



Staining in less
than 10 minutes



Staining reagents
pumped automatically



Compatible with
all types mini PAGE gels



eBlot™ L1 Wet Protein Transfer System

- Achieve complete wet transfers of 1 or 2 mini gels in 9 mins
- Results are equivalent to traditional wet transfer and highly consistent
- The setup takes less than 2 minutes and supports outstanding performance for small, medium and large proteins



Better transfer
efficiency



Fast transfer time
of 9-17 minutes



High transfer
efficiency for all
protein sizes



Easy to assemble, one
button operation



Programmable:
customized protocols



Transfer 1 or 2
gels at a time

Protein/Antibody Purification Products

AmMag™ SA Plus Semi-automated System

AmMag™ SA automates protein or antibody purification using antibody or recombinant protein binding magnetic beads with high throughput and high capacity. For antibody and protein purification, our AmMag™ protein A magnetic beads and AmMag™ Ni magnetic beads can be cleaned with NaOH and reused several times.



Purifies up to 12 samples at a time



Sample volumes from 2 ml to 50 ml



Up to 80 mg of protein or antibody per sample



Typical time for 12 samples is less than 48 minutes



A total of 4 interchangeable channels for wash/elution buffer



Minimum elution volume of 0.4 ml



Magnetic Beads

GenScript MagBeads are coated with recombinant protein ligands that enable highly specific affinity binding to antibodies and epitope-tagged proteins.

Antibody MagBeads	Tagged Protein MagBeads
Protein A	Ni-charged
Protein G	AmMag™ Ni
Protein A/G	Glutathione
AmMag™ Protein A	Streptavidin
Protein L	MonoRab™ Anti-DYKDDDDK

Browse the full list of magnetic beads: www.genscript.com/Magnetic_bead_products.html

Magnetic Racks, Blocks and Wands

GenScript provides magnetic racks that help you purify proteins from multiple scales of cell lysates:

- Small scale (≤ 2 mL)
- Medium-scale (2 – 50 mL)
- Large-scale (500 - 1000 mL)

Protein/Antibody Purification Products

Purification Resins

GenScript provides a variety of simple-to-use affinity purification resins for batch/gravity purification, allowing for efficient, convenient and reliable separation of proteins and antibodies from your crude sample for further applications. Most popular protein purification resins selection.

Most popular protein purification resins selection

Cat No	Resin Products	Size
L00209	Protein G Resin	5mL
L00206	Glutathione Resin	10mL
L00210	Protein A Resin	5mL
L00239	Protein L Resin	2.5mL
L00666	High Affinity Ni-charged Resin FF	5mL/25mL/100mL
L00353	Streptavidin Resin	5mL
L00425	Anti-DYKDDDDK IP Resin	1mL
L00680	Protein A Resin FF Prepacked Column	5mL x 5 / 5mL x1 / 1mL x 2
L00681	Protein G Resin FF Prepacked Column	5mL x 5 / 5mL x1 / 1mL x 2

Browse the full list of magnetic beads: www.genscript.com/Magnetic_bead_products.html

Selection guide

Application	Product	Ligand used	Binding Capacity	Size
Antibody purification	Protein A Resin	Recombinant Protein A	>20mg human IgG/mL settled resin	5mL
	Protein G Resin	Recombinant Protein G	>20mg sheep IgG/mL settled resin	5mL
	Protein L Resin	Recombinant Protein L	>20mg rabbit IgG/mL settled resin	2.5mL
His-tagged Protein Purification	High Affinity Ni-Charged Resin	Ni-NTA-charged resin	45-60mg 6x His-tagged protein (27kD)/mL settled resin	10mL, 25mL, 500mL
	Ni Resin FF	Ni-IDA-charged FPLC-compatible resin	>40mg 6x His-tagged protein /mL settled resin	5mL, 25mL
	High Affinity Ni-Charged Resin FF	Ni-NTA-charged FPLC-compatible resin	>45mg 6x His-tagged protein /mL settled resin	5mL, 25mL, 500mL
Purification of DYDDDDK tagged protein	MonoRab™ Anti-DYKDDDDK Affinity Resin	MonoRab™ Anti-DYKDDDDK Antibody	Approximately 1.5mg DYDDDDK-tagged protein/mL settled resin	1mL, 5mL, 25mL
	Anti-DYKDDDDK G1 Affinity Resin	Anti-DYKDDDDK G1 Antibody	Approximately 1mg DYDDDDK-tagged protein/mL settled resin	1mL, 5mL, 10mL, 25mL

Endotoxin Detection & Removal System



ToxinSensor Endotoxin Detection System


- Delivered with ready-to-use reagents and materials
- Strong linearity and reproducibility
- Guaranteed high-sensitivity: 0.005 EU/ml
- Can be widely used in in vitro end-product endotoxin tests

Quantitative Detection

ToxinSensor™ Chromogenic LAL Endotoxin Assay Kit (L00350/L00350C)

Qualitative Detection

ToxinSensor™ Gel Clot Endotoxin Assay Kit (L00351)



ToxinEraser Endotoxin Removal System (L00338)

High binding capacity at least 2, 000, 000 EU/ml (CV).

High Recovery Yield: >90% with minimized sample loss.

High stability and high removal efficiency: Bring down endotoxin level to as low as 0.1 EU/ml*.

* With repeat use of ToxinEraser endotoxin removal resin. Final removal efficiency may vary depending on the sample type/source.

Selection guide

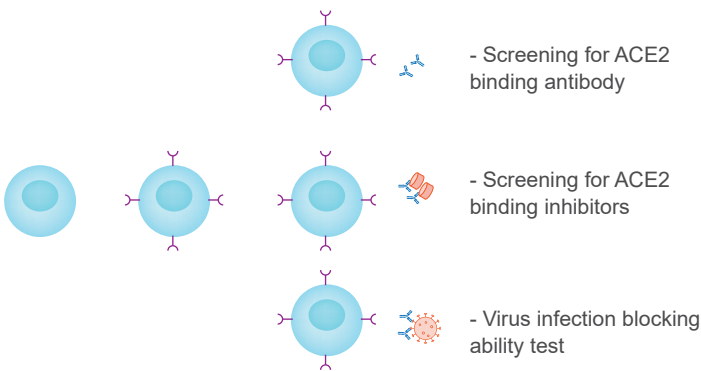
	ToxinSensor™ Chromogenic LAL Endotoxin Assay Kit	ToxinSensor™ Gel Clot Endotoxin Assay Kit	ToxinSensor™ Single Test Kit
Introduction	Utilizes LAL assay to quantitatively detect endotoxin in a broad range	Convenient endotoxin qualitative test based on gelation principle	One-step qualitative endotoxin test with various sensitivity
Application	Accurately determine endotoxin levels	End-product endotoxin qualitative detection	One-step end product endotoxin qualitative detection
Sensitivity	0.005-1 EU/mL	0.25 EU/mL	0.015 EU/mL – 0.25 EU/mL
Reconstitute LAL with LAL reagent water	Yes	Yes	No
Need Spectrophotometer	Yes	No	No
Kit Components	Ready to use reagents Endotoxin free tips and tubes	Ready to use reagents Endotoxin free tips and tubes	Ready to use reagents
Sample requirement	Colorless and clear liquid	NA	NA

Stable Cell Lines

Key Features

- Single clone
- High S/B ratio
- Tested stable for 15 passages
- Ready-to-use

Application Examples



Protein of Expression	Cell Line	Cat.No.
ACE2	HEK293/ACE2	M00770
ACE2	CHO-K1/ACE2	M00771

Key Features

- Validated for spike protein expression and human ACE2 binding
- Easy to use in binding assays or as immunogens

Protein of Expression	Cell Line	Cat.No.
SARS-CoV-2 Spike protein	CHO-K1/ Spike Stable Cell Line	M00803
SARS-CoV-2 Spike protein	HEK293/ Spike Stable Cell Line	M00804

ACE2 Stable Cell Lines

High expression ACE2 cell lines for drug discovery to treat COVID-19

SARS-CoV-2 Spike Protein Cell Lines

High expression of SARS-CoV-2 for drug discovery to treat COVID-19

Stable Cell Lines

Immune Checkpoint Stable Cell Lines

50+ over-expression cell lines for binding assays and reporter cell lines for functional assays

Key Features

- Pre-made and ready-to-use
- Cell lines for binding assays: High level surface expression verified by FACS assay
- Reporter cell lines for functional assays: high S/B ratio for easy signal detection

Performance Data

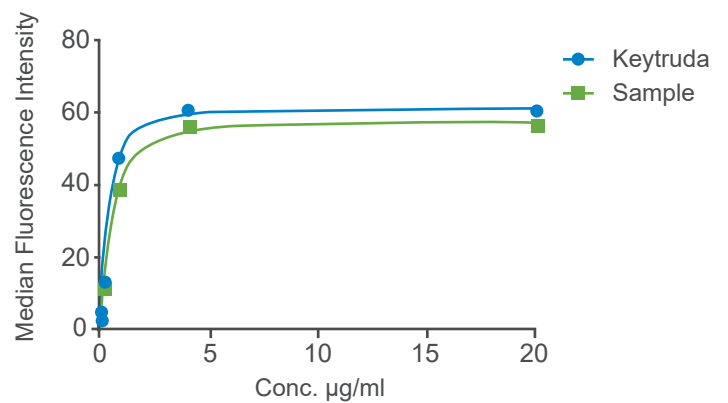


Fig. 1A FACS binding assay on CHO-K1/PD1 cells (Cat.No M00529)

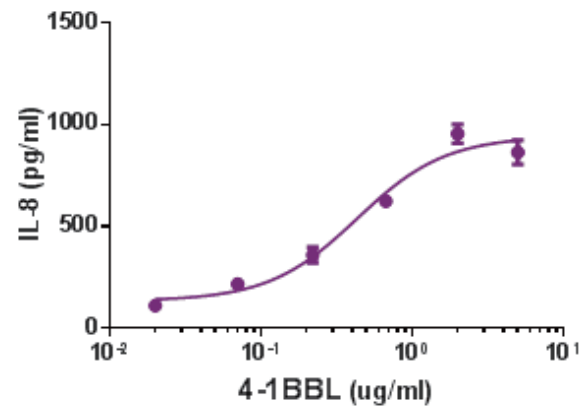


Fig. 1B Functional Assay on GS-H2/4-1BB reporter cells (Cat. No. M00609)

Stable Cell Lines

Key Features

- Ready to use for antibody binding, affinity and half-time analyses.
- 8 most popular FcγR members including polymorphic versions.

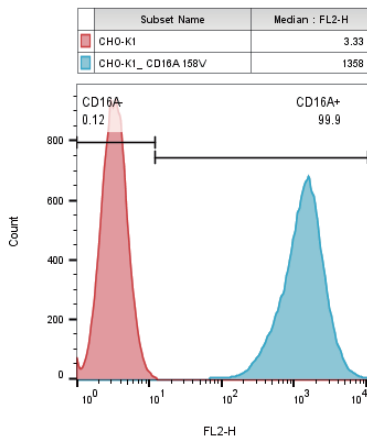


Figure 2. Validation of receptor expression. FACS analysis of human CD16A 158V expression in CHO-K1/human CD16A 158V clone. Cat. # M00597.

Fc Receptor Stable Cell Lines

Ready-to-use for your antibody screening

Key Features

- High functional protein expression on the cell surface
- Stable cell lines for increased reliability and reproducibility
- Flexible functional readouts are available
- Ga15 expressing cells can be used directly for FLIPR analysis

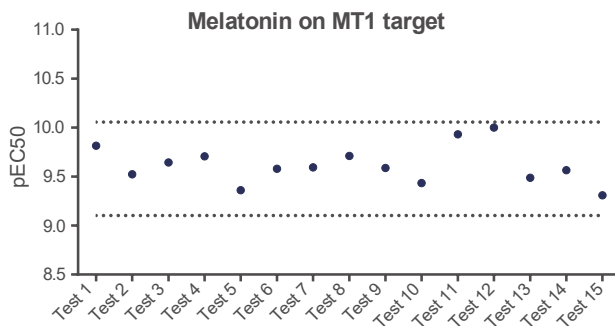


Fig.3 MT1 GPCR assay detecting intracellular calcium mobilization on CHO-K1/MT1/Gα15 cells(Cat.no M00424). An example of reproducibility over 15 tests.

GPCR Stable Cell Lines

150+ ready for screen products

Browse the full list of Stable Cell Lines:

https://www.genscript.com/cell_lines.html?src=pullmenu

GenCRISPR™

GenScript offers a variety of GenCRISPR™ kits and nucleases to support your gene editing needs.

Target Selection & sgRNA Design

GenScript sgRNA Design Tool

gRNA Synthesis

GenCrispr gRNA synthesis kit (L00694)

The gRNA synthesis kit is an all-in-one synthesis kit including the template DNA and T7 RNP

sgRNA Efficiency Screening

GenCrispr sgRNA screening kit (L00689)

The GenCrispr sgRNA Screening Kit enables simple, reliable, and rapid methodology for assessing sgRNA efficiency before cell transduction, allowing identification of the highest efficiency sgRNA.

Gene Editing

GenCrispr Cas9 Enzymes

GenScript offers a wide variety of GenCrispr Cas9 enzymes, including Cas9 nuclease and its mutant forms enabling higher specificity, reduced off-target effects, nuclear localization, and immediate detection using enhanced green fluorescent protein.

[Browse the GenCrispr Cas9 portfolio.](#)

Mutation Efficiency Assessments

GenCrispr mutation detection kit (L00688)

A simple, reliable, and rapid method for detection of site-specific cleavage of genomic DNA that is extracted from cells transfected with constructs expressing engineered nucleases.

GenCrispr T7 Endonuclease I

A quick and easy to use tool to verify genome editing efficiency, the T7 Endonuclease I is a structure-selective enzyme that recognizes and cleaves duplex DNA, cruciform DNA, nicked double-stranded DNA, and other non-desirable structures.

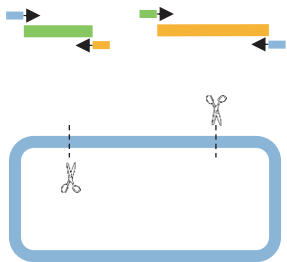
GenBuilder™ DNA Assembly Cloning Kits

GenScript's GenBuilder™ DNA Assembly kits offer seamless, **one-step** cloning of **1 to 12 DNA fragments** into linearized vectors with the **highest efficiency in the industry**. These cloning kits can be used for various applications including assembly of single stranded DNA (ssDNA), high throughput cloning, gene mutation, and plasmid library construction.

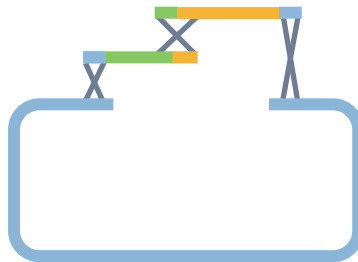
Kit Benefits:

- Robust performance omitting the need to perform PCR fragment purification
- Quick optimized incubation time with the reaction being complete in **15 minutes**
- Consistent and reliable fragment assembly with **90% of successful colonies** being PCR positive
- PCR fragment size cloning flexibility with fragments as large as **8kp**

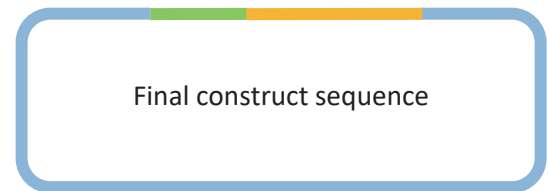
GenBuilder™ mechanism of action



1. Prepare the DNA fragments with 15-bp overlaps and the linearized vector for assembly. No pre-existing recombination sites or helper sequences are required for restriction and ligation process.



2. Add DNA fragments and linearized vectors in the GenBuilder™ master mix. Mix well and incubate at 50 °C for 15-50 minutes.



3. Transform the assembly product into competent cells and plate on selective medium. Obtain colonies containing the assembled DNA which can be confirmed using PCR and/or sequencing.

PCR Reagents

PCR Reagents

Our various offerings in PCR reagents provide laboratories with reliable performance, enhanced specificity, increased yields, reduced primer-dimers, convenient and cost-effective solutions.

Product	Description
Hot Start DNA Polymerase	Includes Hot Start Antibody and Hot Start Taq DNA Polymerase. Key benefits include a thermostable complex and increased primer specificity.
Tag DNA Polymerase	Offerings include Green taq DNA Polymerase, which is ideal for amplification of large DNA fragments (up to 10 kb)
Taq Master Mix	This ready-to-use Master Mix is a 2x concentrated solution containing the Taq Polymerase, buffer, MgCl ₂ and dNTPs.
High-Stability PCR Kit	The high stability PCR kit consists of Green Taq DNA polymerase, 10x buffer and stabilized dNTP mix
Reverse Transcriptase	The GenScript M-MuLV Reverse Transcriptase (M-MLV) synthesizes a complementary (cDNA) strand initiating from a primer using an RNA template strand, ideal for a wide range of applications.
Tag Antibodies	The Hot Start mouse monoclonal antibody specifically binds to Taq DNA polymerase to render the enzyme inactive. The antibody-mediated hot start enhances the specificity and sensitivity of PCR.
dATP, dGTP, dCTP, dTTP, dNTP	A variety of nucleotides mixes are available as convenient, ready-to-use solutions.

Browse the full list of PCR Reagents: <https://www.genscript.com/pcr.html>

Anti-idiotypic Antibodies

To support pharmacokinetics and immunogenicity studies of biosimilars

Key features

- Anti-ID pairs available for sandwich ELISA
- Broad detection range and accurate concentration result
- MonoRab™ rabbit monoclonal antibody is perfect for picomolar-level immunoassay sensitivity

MonoRab™ Anti-Camelid VHH Antibodies

Unique Tools for Detecting Camelid Single Domain Antibodies

Key features

- MonoRab technology guarantees high affinity: $K_d \approx 10^{-11}M$
- No cross reactivity with other species
- Recognizes the variable domain of camelid (Llama and Camel) antibodies
- Specific to camelid IgG2 & IgG3
- Recognizes conformational epitope

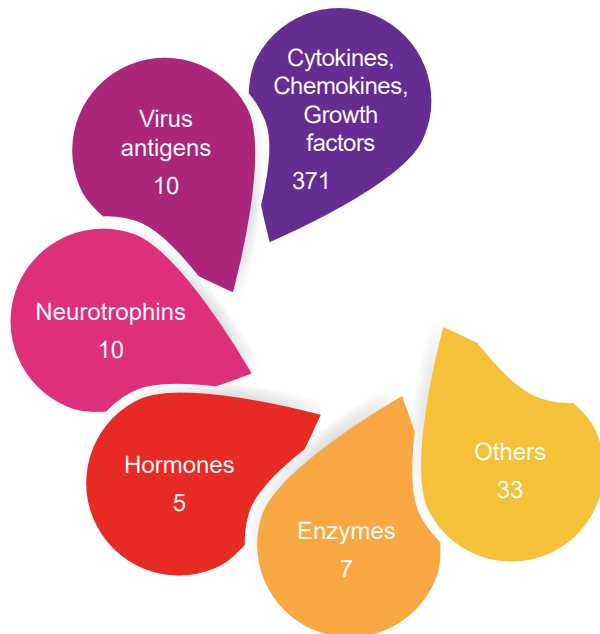
Epitope Tag Antibodies

Key features

- Highly specific antibodies to epitope tags which include His (6-Histidine), HA (Hemagglutinin), c-Myc, GST, and Flag (DYKDDDDK) tag.
- Manufactured under extensive quality control to ensure optimal sensitivity and consistent high performance.

Name	Amino Acid Quantity	Amino Acid Sequence	Name	Amino Acid Quantity	Amino Acid Sequence
c-Myc	10	EQKLISEEDL	Protein C	13	CEDQVDPRLIDGK
Flag	8	DYKDDDDK	RFP	15	VNGHEFEIEGEGEGR
HA	9	YPYDVPDYA	S	15	KETAAAKFERQHMS
HAT	19	KDHLIHNVHKEFHAAHANK	tag-100	12	EETARFQPGYRS
His	6	HHHHHH	TAP	21	CSSGALDYDIPTTASENLYFQ
HSV	11	QPELAPEDPED	V5	14	GKPIPPLLGLDST
Strep II	9	NWSHPQFEK			
Common Epitope Tags					

Recombinant Proteins



GenScript offers a variety of fast production and high quality recombinant proteins, including 350+ cytokines, chemokines and growth factors. We also deliver the latest SARS-CoV-2 antigen RBD to support your pandemic research.

Selected Cytokines	<ul style="list-style-type: none"> • IL-2, Human • PDGF-BB, Rat • VEGF165, Human • TNF-α, Mouse • TGF-β1, Human • IL-11, Human
Selected Virus Antigens	<ul style="list-style-type: none"> • SARS-CoV-2 Spike protein RBD, His Tag • SARS-CoV-2 Nucleocapsid protein, His Tag • SARS-CoV-2 Spike protein S1
Selected Other Proteins	<ul style="list-style-type: none"> • Streptavidin • PD-1, His Tag, Human • CD47, His Tag, Human • PD-L1, His Tag, Human • Noggin, Human (CHO-expressed)



Applications

- Cell Activity Test
- Functional Assays
- Cell Culture
- Immunoassay



Features

- High Purity & Activity
- Excellent lot-to-lot consistency
- Tested for high biological activity
- Additive-free freeze-drying technology
- Low endotoxin levels
- Customized quantities available

Browse the full list of Recombinant Proteins: https://www.genscript.com/recombinant_proteins.html?src=pullmenu

cPass™ SARS-CoV-2 Neutralization Antibody Kit

Studies have shown that NABs play an important role in the development of immunity to a disease and are important considerations in vaccine development efforts. There is still much to learn about the NABs that result from SARS-CoV-2 infection. The cPass™ SARS-CoV-2 Neutralization Antibody Kit (for research use only) is an extremely useful, first-of-its-kind research assay that facilitates the specific detection of NABs in a sample.



Herd Immunity



Immunity Passport



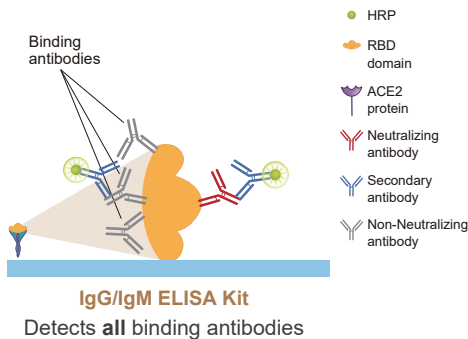
Therapy Validation



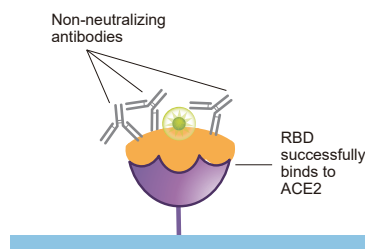
Vaccine Efficacy



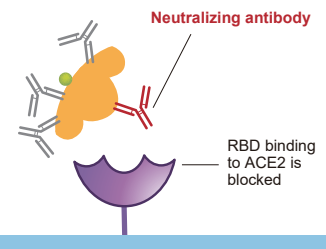
Currently Available Antibody Tests



cPass™ Negative Test



cPass™ Positive Test



cPass™ SARS CoV-2 Neutralization Antibody Detection Kit
Specifically detects **neutralizing** antibodies

Comparison between PRNT and cPass™ Test (Research Use Only)

	Plaque Reduction Neutralization Test	
	Positive (n=26)	Negative (n=40)
GenScript SARS-CoV-2 Surrogate Virus Neutralization Test Kit	26	2
	0	38
Positive Percent Agreement	100% (95% CI 87.1 - 100.0%)	
Negative Percent Agreement		95.0% (95% CI 83.5 - 98.6%)

A direct comparison between the gold standard Plaque Reduction Neutralization Test (PRNT) and the cPass™ SARS-CoV-2 Neutralization Antibody kit. A study of 66 (26 positive and 40 negative) samples showed excellent correlation of results between the cPass™ kit and PRNT.

Other COVID-19 Research Products

Serology Detection Kits

Product Name	Cat No.
SARS-CoV-2 Surrogate Virus Neutralization Test (sVNT) kit	L00847
SARS-CoV-2 Spike S1 RBD IgG & IgM ELISA Detection Kit	L00845
SARS-CoV-2 NP & RBD Total Antibody ELISA kit	L00846

SARS-CoV-2 Proteins

Variant	Proteins	Tag
20I/501Y.V1, VOC 202012/01, or B.1.1.7 (United Kingdom)	S1 Proteins	C-terminal His
	S-RBS	C-terminal Avi & His
20H/501Y.V2 or B.1.351 (South Africa)	S1 Proteins	C-terminal His
	S-RBS	C-terminal Avi & His
Other	S1 Proteins	C-terminal His
	S-RBS	C-terminal Avi & His

SARS-CoV-2 Antibodies

Antibodies	Description	Type
SARS-CoV-2 Spike S1 Antibody	Neutralizing Antibody Standard	NA
	Control Antibody	Chimeric mAb, IgG, IgM, IgA
	Neutralizing Antibody	Rabbit mAb, Mouse mAb
	Antibody Pair	Rabbit mAb
SARS-CoV-2 Nucleocapsid Antibody	Control Antibody	Chimeric mAb, IgG, IgM
	Antibody Pairs	Chimeric mAb, IgG, Mouse mAb

Stable Cell Lines

Protein of Expression	Cell Line	Cat No.
ACE2	HEK293/ACE2	M00770
ACE2	CHO-K1/ACE2	M00771
SARS-CoV-2 Spike protein	CHO-K1/Spike Stable Cell Line	M00803
SARS-CoV-2 Spike protein	CHO-K1/Spike Stable Cell Line	M00804

www.GenScript.com
GenScript USA Inc.
860 Centennial Ave.
Piscataway, NJ 08854 USA
Phone: 1-732-885-9188
Toll-Free: 1-877-436-7274
Fax: 1-732-518-5150